Midea Ducted & Ductless Systems

MIDEA28 SERIE
SINGLE & MULTI-ZONE SYSTEMS

Exclusive distributor in Quebec

DESCAIR

Icons Guide

ECO
Midea's new energy-saving AC apply innovative ECO Mode. By pressing this button, AC will run into a 8-hour saving mode which cuts 60% energy off against normal mode.

Sleep Mode
The function enables the air conditioner to automatically increase cooling or decrease heating 1°C per hour for the first 2 hours, then holds steady for the next 5 hours, after that it will switch off. This function maintains both energy saving and comfort at night.

Follow Me
Temperature sensor built in the remote controller will sense its surrounding temperature so the unit can adjust room temperature more accurately to give you comfort.

Turbo
This function gives you a boost in cooling and heating power for a period and makes the room cool down or heat up rapidly.

Silent
Indoor fan will run at super breeze speed and indoor noise level can be extremely low when the unit enters silent mode operation.

1%-100% Indoor Fan Speeds
1%-100% indoor fan speeds ensure more accurate control and bring more comfortable air flow.

Anti-cold Air Function
Indoor fan speed is regulated automatically from the lowest grade to the setting grade according to evaporator temperature when the unit just starts heating operation. This function can prevent cold air blowing out to avoid discomfort to the users.

8°C Heating
In heating operation, the preset temperature of the air conditioner can be as low as 8°C, which keeps the room temperature steady at 8°C and prevents the house from freezing when it is unoccupied for a long time in severe cold weather.

360° Airflow Panel
360° air outlet creates a soft and gentle air flow which circulates throughout the whole space and provides an even temperature distribution in the room.

iClean
The unit will collect condensate water to get frosting and then raise the temperature up to 56°C to deeply purify the evaporate and remove dust.

Digital Display
If you want to turn on or off the LED display of the indoor unit, simply press the LED button on your remote control.

Build-in Drain Pump
The drain pump can lift the condensing water up to 29.5 inches.

Wi-Fi Wired Control
Compared with infrared remote controller, wired controller can be fixed on the wall and avoid mislaying. It's mainly used for commercial zone and makes air conditioner control more convenient.

USB Key for Wi-Fi Control
With the Wi-Fi control, you can easily turn off or turn on the AC outside your house via smart device.

Auto Restart Function
If the air conditioner turns off unexpectedly due to a power cut, it will restart with the previous setting mode automatically when the power resumes.

2-way Draining
Both left and right sides of the indoor unit are available for drainage hose connection, for an easy installation.

Timer
Set the unit to start and stop automatically in a 24h period.

Built-in Shut-off Valve
When the indoor unit's A2L refrigerant detection probe detects a refrigerant leak, the outdoor unit's built-in shut-off valve closes to prevent supplying refrigerant to the indoor unit.

What Is A **Multi-Zone System**?

A multi-zone system connects only one outdoor unit to multiple indoor units, so it's capable of cooling or heating multiple indoor rooms. Each indoor unit can also be individually controlled, scheduled and set to the desired room temperature.

Advantages of **Multi-Zone Systems**



WIDE SELECTION OF INDOOR UNITS

Provide a wide selection of indoor unit capacities and styles to suit a variety of room sizes and designs.

SPACE SAVING AND LOW NOISE

Connect several indoor units to a single outdoor units, reduce installation space and outdoor noise.

DUCTED & DUCTLESS

Add ductless units to the existing ducted system.

LOWER SYSTEM ELECTRIC POWER

When ECO mode is activated, the AC will run into a 8-hour saving mode which cuts 60% energy off against normal mode.

INDIVIDUAL CONTROL

Provide individual control for each indoor unit. Bring desired comfort and save energy as you can heat or cool only occupied rooms and not the entire house.

Ducted & Ductless
Compatible System

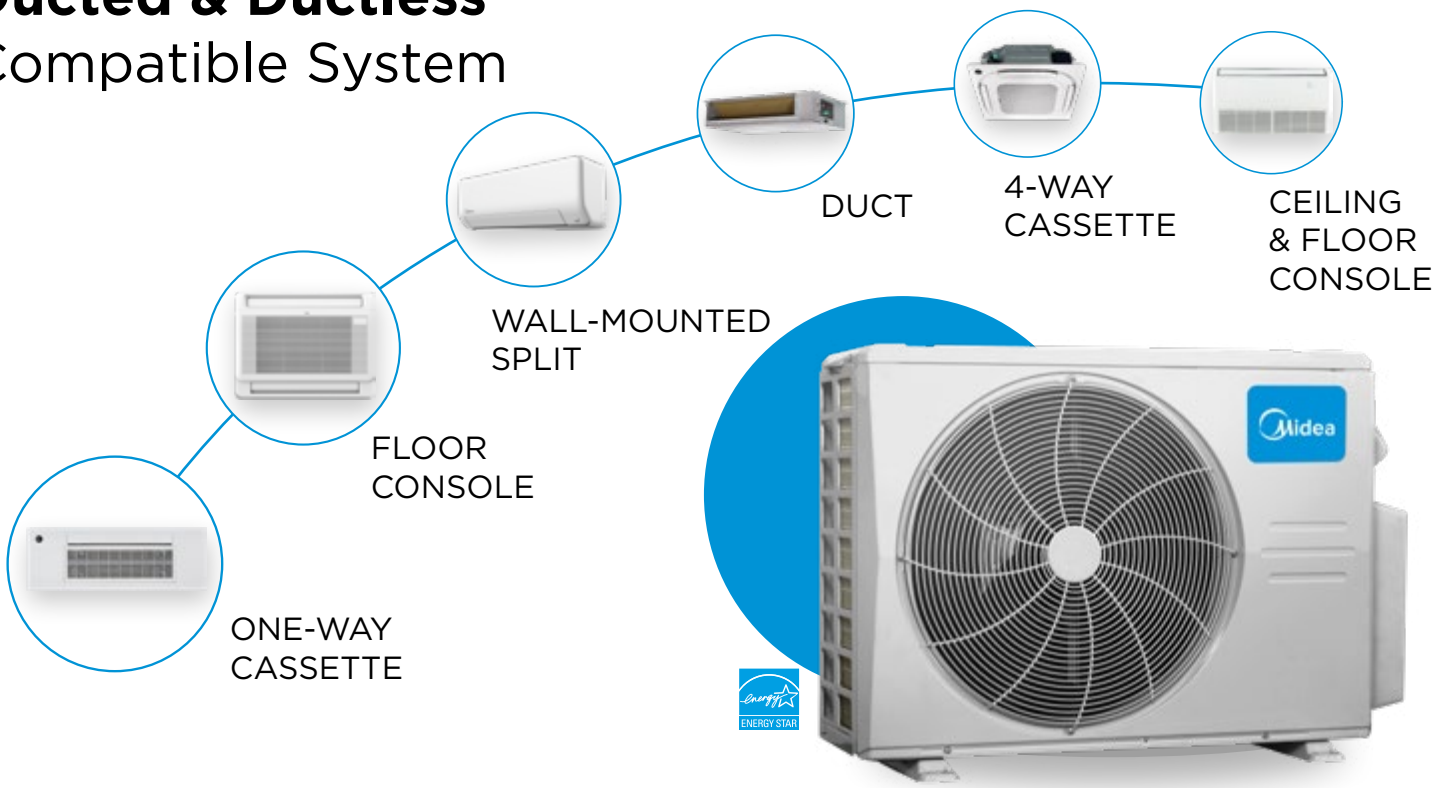

Midea Extreme Heat Inverter Heat Pump

High **Efficiency & Improved Comfort**

Inverter

With innovative Midea's GA inverter technology, the multi-zone system can adjust the capacity output as the temperature changes by controlling the operation of compressor and fan motors.

When not all rooms require air conditioning or when ambient temperature changes, it runs with partial load and lower energy consumption detecting.

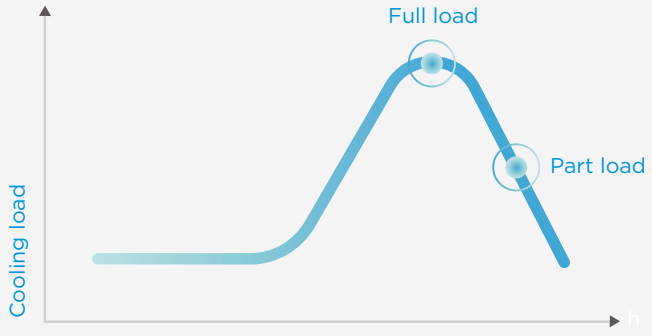

Enhance Room Comfort to Next Level

With Midea's GA Inverter Technology

GA Inverter Algorithm can analyze more factors including temperature difference and the tendency of temperature changes, by detecting temperature frequently to guarantee a more accurate control of the system output and bring better comfort.



More **Efficiency**

Sustainable Lifestyle

Zoning Operation

Multi-zone applications are a more sustainable way to heat and cool by customizing comfort for each room. Homeowners can precisely heat and cool only the areas needed and turn off the unit when the area is unoccupied.

True Comfort for Every Space

Homeowners can set temperatures and modes individually to customize comfort in multiple spaces. Using different operating conditions or modes based on typical usage of different rooms like a living room, bedroom or an office helps save energy and optimize comfort.



More **Flexibility**

Power up to **6 zones**

One more connection port is added to the multi-zone outdoor unit of all capacities

Flexible Combinations

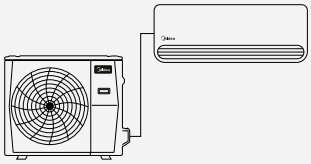

Connection to only 1 indoor unit

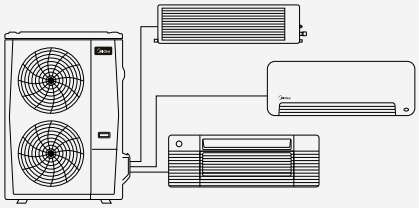

Connection up to 6 indoor units

Capacity	18K BTU	27K BTU	36K BTU	48K BTU
Port	3 ports available	4 ports available	5 ports available	6 ports available
Zone	1 to 3 zones	1 to 4 zones	1 to 5 zones	1 to 6 zones

One System, **the Best of Both Worlds**

Ducted and Ductless

For the most convenient installation and flexible home comfort management, we offer various types of ductless indoor units tailored to meet the unique comfort needs of different rooms.

Wide Variety of Indoor Units
for Residential Applications

A comprehensive indoor lineup of 6 types and 33 models with tailored designs for different spaces and functions, this product line has flexibility to combine ductless and ducted indoor units or incorporate an a-coil to the system.

Ductless Units

Floor Console
0.75-1.5 TONS

4-Way Cassette
0.75-2 TONS

Wall-Mounted Split
1.5-3 TONS

One-Way Cassette
0.5-1.5 TONS

Ceiling & Floor Console
1.5-2 TONS

Ducted Units

High & Low Static Slim Duct
0.75-2 TONS

Easy Future **Upgrade & Service**

OTA
Remotely upgrade your systems for the latest software update *(optional)*.

Easy Wiring

With SynchroConnect technology, Midea multi-zone systems can self-diagnose the connection status after the installer connects the wires and line sets to check whether they're right or wrong.

What's more amazing is, with proper wiring between indoor units and the outdoor unit, the system can automatically synchronize the refrigerant lines to the wires, even when the lines are connected to the wrong ports, and vice versa. That means when dealing with line sets and wires, Midea installers can focus on correctly connecting the refrigerant lines or the wires and it will automatically match with the activation of SynchroConnect technology.

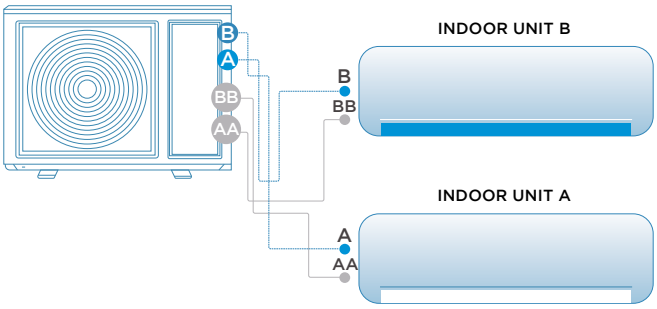

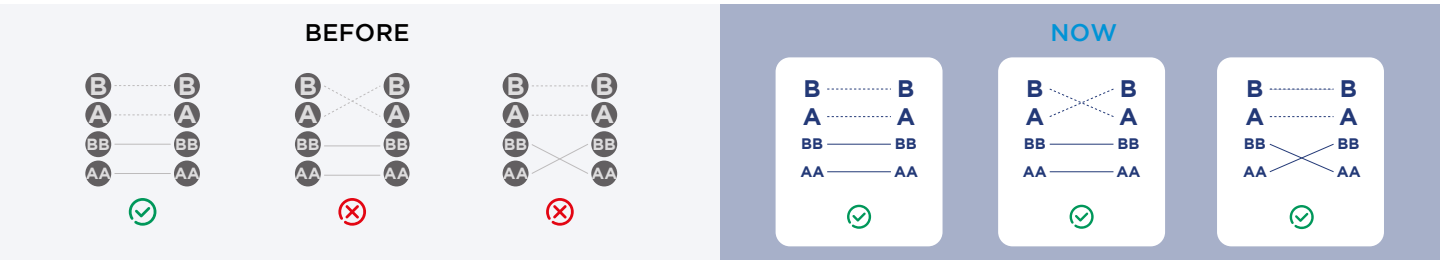

INVERTER HEAT PUMP

1.5-4
Tons Available

UP TO -30°C
Extreme Heat

UP TO 25
SEER2

Features

Refrigerant Leakage Detect

Indoor unit will show error code ·ec· and stops automatically when refrigerant leakage is detected. This function can better protect the compressor being damaged by high temperature due to refrigerant leakage.

Self-diagnosis and Auto-protection

Once abnormal operation or parts failure happen, the unit will shut off automatically to protect the system. Meanwhile it will indicate protection or error code for fast service.

Emergency Using

When temperature sensor error happens, the air conditioner will display error code and stop immediately, while Midea AC will display error and continue running in a proper status, to avoid the case that AC is in urgent need.

Low Ambient Cooling

With built-in low ambient kit or special designed PCB, outdoor fan speed can be changed automatically according to condensation temperature. The air conditioner can run cooling operation even when the outdoor ambient temperature down to -15°C.

Fire-proof Electric Box

Electrical control box adopts new design, which can meet higher fire safety requirement to prevent internal fire due to electric spark accident.

Chassis Heating Belt

Healing belt is fitted on the base plate of outdoor unit to prevent accumulated defrosted water, which improves heat transfer efficiency.

Compressor Heating Belt

Heating belt is fitted on the compressor of outdoor unit to prevent accumulated defrosted water, which improves heat transfer efficiency.

Auto Defrosting

Prevents the indoor unit from freezing and maintains dehumidifying effect under low temperature environment.

MIDEA 28
WALL-MOUNTED SPLIT

Optimized Unit Structure
ECO Mode
Intelligent Comfort
Easy to Maintain
Longer Airflow Distance & Faster Cooling
Gear Function
Flexible Installation
Intelligent Sensor
Humidity Sensor

Intelligent Sensor

Wind follows me, wind avoids me, it's your choice. When you are away for over 30 minutes, the air conditioner will automatically lower the operating frequency to save energy.

Top-placed Air Filter

The air filter is placed on top of the unit and secured with magnetic attachment. Cleaning the air filter gets easy on an every day basis.

Features

- ECO
- Turbo
- Sleep Mode
- Timer
- Follow Me
- Self Clean
- 8°C Heating
- LED
- Breeze Away
- Child Lock
- °C and °F Change
- Silent Mode
- Vertical Swing
- Horizontal Swing
- TU1 Copper
- 1%-100% Fan Speed Setting
- Gear
- A2L Disperse System
- Dry Contact
- Built-in Shut-off Valve (Multi-zone)
- USB Key for Wi-Fi Control
- OTA
- 24V Interface *(optional)*
- Wi-Fi Wired Control *(optional)*

Detachable Wind Wheel

The wind wheel can be taken out from the unit for thorough cleaning. You can also easily access and clean the inner part of the unit.

HIGH & LOW STATIC
SLIM DUCT

Flexible Air Intake Ways
Optional Accessories
Built-In Drain Pump
Up to 0.8" Static Pressure
Computational Constant Airflow

Computational constant Airflow Technology

Ensures constant airflow within 0.8" static pressure.

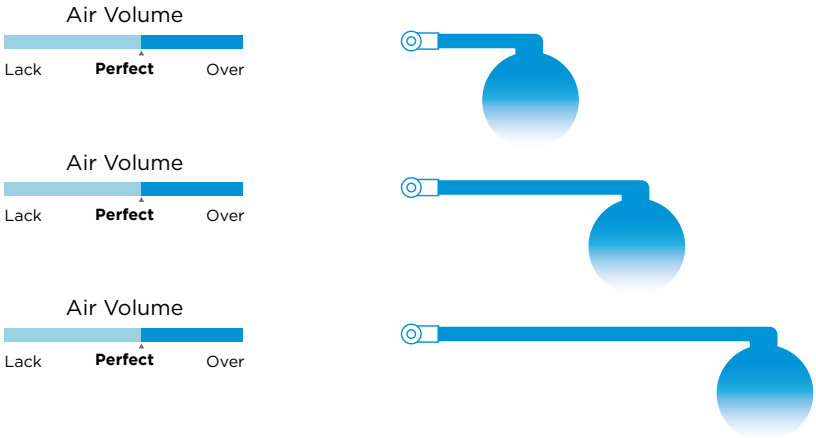

Features

- Anti-cold Air Function
- 2-way Draining
- Wi-Fi Wired Control
- Follow Me
- Build-In Drain Pump
- Auto Restart Function
- Timer
- TU1 Copper
- A2L Disperse System
- 24V Interface *(optional)*

ONE-WAY CASSETTE

Side view



Top view

Unit Length
50-3/8"

* For construction with floor joist and/or roof trusses spacing 16 in. c/c or greater.

Features

- ECO
- Turbo
- Sleep Mode
- Timer
- Follow Me
- i-Clean
- 8°C Heating
- LED
- TU1 Copper
- Build-In Drain Pump
- 1%-100% Fan Speed Setting
- Breeze Away
- Child Lock
- °C and °F Change
- Silent Mode
- Horizontal Swing
- Gear
- A2L Disperse System
- 24V Interface *(optional)*
- Wi-Fi Wired Control *(optional)*
- USB Key for Wi-Fi Control *(optional)*
- OTA *(optional)*

4-WAY CASSETTE

Built-in Drain Pump
E-box Inside
Humidity Sensor
Wi-Fi Wired Controller *(optional)*

Features

- Sleep Mode
- Anti-cold Air Function
- Wild-angle Airflow
- Independent Deshumidification
- Build-In Drain Pump
- Auto Restart Function
- Timer
- TU1 Copper
- A2L Disperse System
- 24V Interface *(optional)*
- Wi-Fi Wired Control *(optional)*
- USB Key for Wi-Fi Control *(optional)*
- OTA *(optional)*

Features

- ECO
- Turbo
- Sleep Mode
- Timer
- Follow Me
- Self Clean
- 8°C Heating
- LED
- TU1 Copper
- 1%-100% Fan Speed Setting
- Breeze Away
- Child Lock
- °C and °F Change
- Silent Mode
- Horizontal Swing
- Gear
- A2L Disperse System
- 24V Interface *(optional)*
- Wi-Fi Wired Control *(optional)*
- USB Key for Wi-Fi Control *(optional)*
- OTA *(optional)*

CEILING & FLOOR CONSOLE

Easy Maintenance
Fresh Air
3D Airflow
Capacities from 18,000 to 60,000 BTU
Two installation types: ceiling or floor
Wi-Fi Wired Controller *(optional)*

Features

- Sleep Mode
- 360° Airflow Panel
- Anti-cold Air Function
- 2-way Draining
- Auto Restart Function
- Timer
- TU1 Copper
- A2L Disperse System
- 24V Interface *(optional)*
- Wi-Fi Wired Control *(optional)*
- USB Key for Wi-Fi Control *(optional)*
- OTA *(optional)*

Single Zone



Multi-Zone

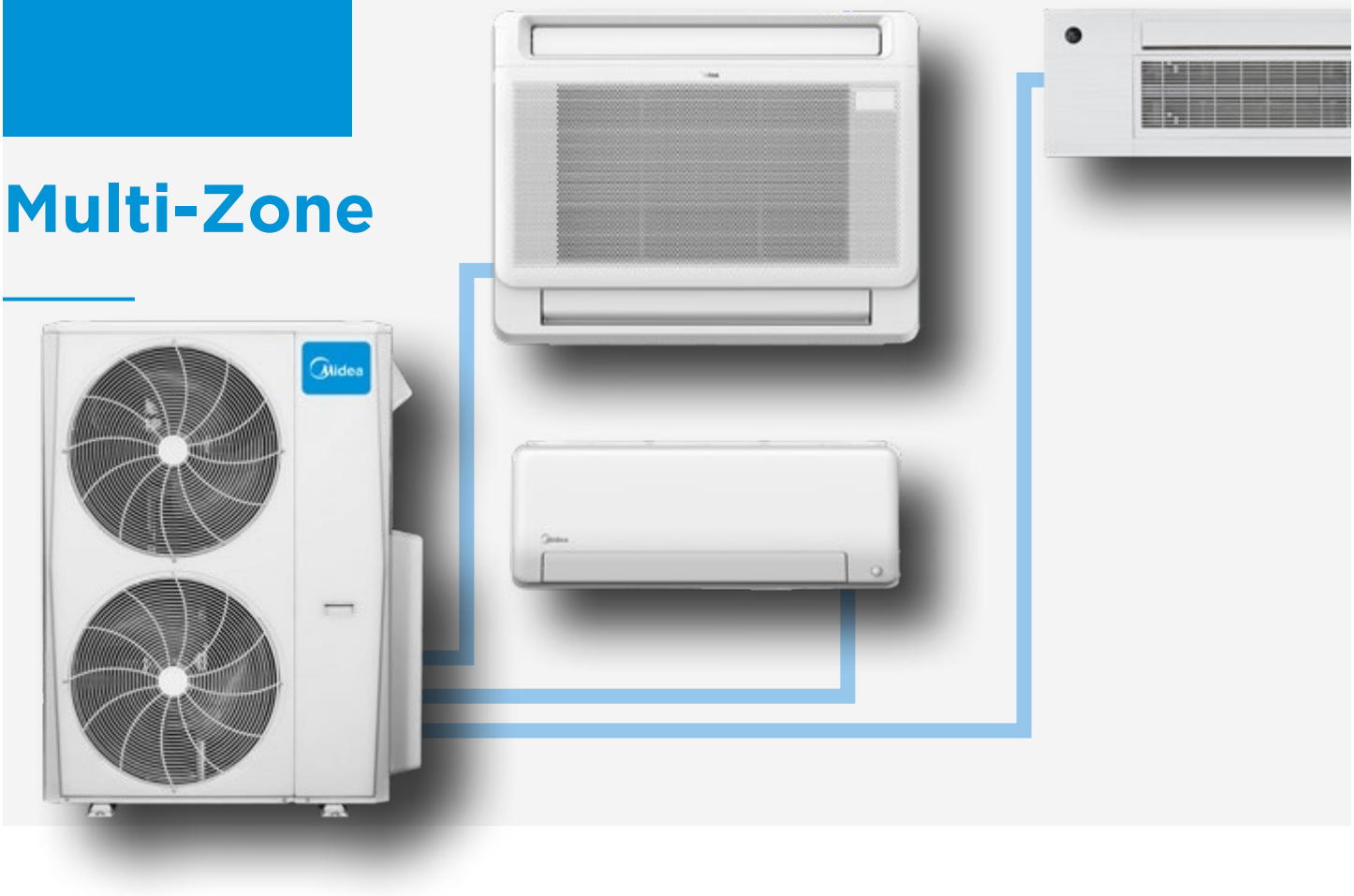

Extreme Heat
MULTI-ZONE OUTDOOR UNIT

UP TO 25 SEER2 | UP TO 11 HSPF2 | HEATING UP TO -30°C | neep | COLD CLIMATE V6.1 ENERGY STAR | A2L R-454B

XTREME HEAT

Cooling operation range **-30°C ~ 50°C**

Heating operation range **-30°C ~ 24°C**

48K BTU | 18K BTU to 36K BTU

MODEL	Outdoor Unit		MO3HX-H18B-2A	MO4HX-H27B-2A	MO5HX-H36B-2A	MO6HX-H48B-2A
	AHRI Ref. # (All Ductless)		215471457	215471460	215471463	215471466
	AHRI Ref. # (All Ducted)		215471458	215471461	215471464	215471467
	AHRI Ref. # (Mix of Ducted and Ductless)		215471459	215471462	215471465	215471468
	Zone		1 to 3 Zones	1 to 4 Zones	1 to 5 Zones	1 to 6 Zones
CERTIFICATION						
ENERGY STAR®			●	●	●	●
ENERGY STAR® – Cold Climate V6.1			●	●	●	●
EFFICIENCY						
Capacity	Cooling	BTU/hr.	19,000 (5,400 ~ 28,000)	27,000 (7,200 ~ 37,000)	36,000 (9,000 ~ 43,000)	47,000 (12,000 ~ 57,000)
	Heating	BTU/hr.	20,000 (5,700 ~ 27,000)	27,000 (8,400 ~ 36,000)	36,000 (10,000 ~ 44,000)	49,000 (13,000 ~ 57,000)
SEER2		BTU/W	25	23	23	23
EER2		BTU/W	15.0	12.5	13.0	12.0
HSPF2 IV		BTU/W	10.4	10.5	10.7	11.0
HSPF2 V		BTU/W	8.5	8.5	8.5	9.0
Outdoor Operating Conditions	Cooling	°C	-30 ~ 50	-30 ~ 50	-30 ~ 50	-30 ~ 50
		°F	-22 ~ 122	-22 ~ 122	-22 ~ 122	-22 ~ 122
	Heating	°C	-30 ~ 24	-30 ~ 24	-30 ~ 24	-30 ~ 24
		°F	-22 ~ 75	-22 ~ 75	-22 ~ 75	-22 ~ 75
Heating at -15°C (5°F)	Rated capacity	BTU/W	19,000	27,000	36,000	47,000
	COP	W/W	2.0	2.0	2.0	2.0
ELECTRICAL DATA						
Power Supply		V, Ph, Hz	208 / 230, 1, 60	208 / 230, 1, 60	208 / 230, 1, 60	208 / 230, 1, 60
Min. Circuit Ampacity		A	17.5	30	37	37
Max. Fuse		A	20	35	40	40
Fan Motor (RLA)		A	1.2	1.3	2.6	2.5
Compressor Rated Current (RLA)		A	9.2	17.0	20.5	27.0
FEATURES						
Outdoor Airflow		CFM	2,130.7	2,148.4	3,037.2	4,502.8
Outdoor Noise Level		dB(A)	61.5	61.0	65.0	65.0
Refrigerant			R-454b	R-454b	R-454b	R-454b
Refrigerant charge		oz	78.31	120.63	134.04	151.68
Outdoor Additional Refrigerant per ft (6K to 18K)		oz/ft	0.16	0.16	0.16	0.16
Outdoor Additional Refrigerant per ft (24K and 33K)		oz/ft	0.32	0.32	0.32	0.32
Refrigerant Connectors*	Liquid	in	3 x 1/4	4 x 1/4	5 x 1/4	6 x 1/4
	Gas Side	in	3 x 3/8	3 x 3/8 + 1 x 1/2	3 x 3/8 + 2 x 1/2	4 x 3/8 + 2 x 1/2
Max. Refrigerant Pipe Lenght	Per indoor units	ft	98.4	114.8	114.8	114.8
	Total	ft	196.8	262.4	262.4	262.4
Max. Height Difference		ft	49.2	49.2	49.2	49.2
Connection Wiring			AWG 14-4	AWG 14-4	AWG 14-4	AWG 14-4
DIMENSIONS AND WEIGHT						
Net Dimensions	W x D x H	in	37.24 x 16.14 x 31.89	37.24 x 16.14 x 31.89	38.58 x 16.34 x 38.39	37.48 x 16.34 x 52.48
Net Weight		lbs	137.35	168.43	211.86	246.47

*Piping diameter for each indoor unit: (6K to 12K = 1/4 and 3/8), (18K = 1/4 and 1/2), (24K = 3/8 and 5/8), (33K = 3/8 and 3/4)

MIDEA28 Wall-Mounted Split

SINGLE & MULTI-ZONE INDOOR UNIT

UP TO 27.4 SEER2 | UP TO 13.5 HSPF2 | HEATING UP TO -30°C | neep | COLD CLIMATE V6.1 ENERGY STAR | A2L R-454B

			MULTI-ZONE	SINGLE & MULTI-ZONE				
MODEL	**Indoor Unit**		**MSEHU-H06B-2A**	**MSEHU-H09B-2A**	**MSEHU-H12B-2A**	**MSEHU-H18B-2A**	**MSEHU-H24B-2A**	**MSEHU-H33B-2A**
	Outdoor Unit		—	**MO1HS-H09B-2A**	**MO1HS-H12B-2A**	**MO1HS-H18B-2A**	**MO1HS-H24B-2A**	**MO1HS-H33B-2A**
	AHRI Ref. #		—	**215471380**	**215471381**	**215471382**	**215471383**	**215471384**
CERTIFICATION								
ENERGY STAR®			—	●	●	●	●	●
ENERGY STAR® – Cold Climate V6.1			—	●	●	●	●	●
EFFICIENCY								
Capacity	Cooling	BTU/hr.	6,000 (2,300 - 12,600)	9,000 (3,800 - 13,500)	12,000 (3,800 - 14,600)	18,000 (8,800 - 19,400)	24,000 (12,600 - 27,900)	33,000 (15,000 - 37,000)
	Heating	BTU/hr.	7,000 (3,000 - 11,000)	12,000 (3,800 - 16,000)	12,000 (3,800 - 16,000)	18,000 (11,200 - 19,500)	29,000 (11,800 - 29,700)	36,000 (19,700 - 37,800)
SEER2		BTU/W	—	27.4	25.4	21.4	21.0	19.5
EER2		BTU/W	—	15.4	13.4	12.5	13.0	12.0
HSPF2 IV		BTU/W	—	12.5	10.5	11.0	13.5	10.5
HSPF2 V		BTU/W	—	9.5	8.0	8.5	9.8	8.6
Outdoor Operating Conditions	Cooling	°C	—	-30 - 50	-30 - 50	-30 - 50	-30 - 50	-30 - 50
		°F	—	-22 - 122	-22 - 122	-22 - 122	-22 - 122	-22 - 122
	Heating	°C	—	-30 - 24	-30 - 24	-30 - 24	-30 - 24	-30 - 24
		°F	—	-22 - 75	-22 - 75	-22 - 75	-22 - 75	-22 - 75
Heating at -15°C (5°F)	Rated capacity	BTU/W	—	11,500	11,500	18,000	24,200	35,000
	COP	W/W	—	1.80	1.80	1.92	2.34	1.98
INDOOR UNIT								
ELECTRICAL DATA								
Power Supply		V, Ph, Hz	208 / 230, 1, 60	208 / 230, 1, 60	208 / 230, 1, 60	208 / 230, 1, 60	208 / 230, 1, 60	208 / 230, 1, 60
FEATURES								
Indoor Airflow	Turbo / Hi / Mi / Lo / Si	CFM	382.6 / 323.7 / 229.6 / 176.6 / 147.2	441.4 / 323.7 / 229.6 / 176.6 / 147.2	441.4 / 323.7 / 229.6 / 176.6 / 147.2	635.7 / 500.3 / 359.0 / 294.3 / *n/a*	812.3 / 618.0 / 412.0 / 317.8 / *n/a*	865.2 / 735.8 / 600.4 / 423.8 / *n/a*
Indoor Noise Level	Turbo / Hi / Mi / Lo / Si	dB(A)	44.0 / 36.5 / 32.5 / 22.0 / 19.5	*n/a* / 38 / 33 / 20.5 / 19.5	47 / 36.5 / 32.5 / 22 / 19.5	49.5 / 45.0 / 38.0 / 31.5 / 19.5	54.5 / 43.5 / 38.5 / 27 / 16	57.0 / 53.0 / 46.5 / 35.5 / 29.5
DIMENSIONS AND WEIGHT								
Net Dimensions	W x D x H	in	31.30 x 8.86 x 11.61	31.30 x 8.86 x 11.61	31.30 x 8.86 x 11.61	37.99 x 9.41 x 12.56	44.88 x 10.83 x 14.57	44.88 x 10.83 x 14.57
Net Weight		lbs	22.93	23.37	22.93	27.34	43.65	43.21
OUTDOOR UNIT								
ELECTRICAL DATA								
Outdoor Min. Circuit Ampacity		A	—	15.0	15.0	19.0	24.9	34.0
Outdoor Max. Fuse		A	—	15	15	20	25	35
FEATURES								
Outdoor Airflow		CFM	—	1,470.6	1,470.6	1,764.7	2,235.3	2,235.3
Outdoor Noise Level	Hi	dB(A)	—	56.0	56.0	59.0	61.5	63.5
Refrigerant			—	R-454b	R-454b	R-454b	R-454b	R-454b
Refrigerant charge		oz	—	35.27	35.27	55.38	63.49	87.13
Outdoor Additional Refrigerant per ft		oz/ft	—	0.16	0.16	0.16	0.32	0.32
Preloaded		ft	—	24.6	24.6	24.6	24.6	24.6
Refrigerant Piping	Liquid & Gas	in	1/4 & 3/8	1/4 & 3/8	1/4 & 3/8	1/4 & 1/2	3/8 & 5/8	3/8 & 3/4
	Max. Piping Length	ft	—	82.00	82.00	98.40	164.00	164.00
	Max. Height Diff.	ft	—	49.20	49.20	65.60	82.00	82.00
Connection Wiring			AWG 14-4	AWG 14-4	AWG 14-4	AWG 14-4	AWG 14-4	AWG 14-4
DIMENSIONS AND WEIGHT								
Net Dimensions	W x D x H	in	—	31.69 x 12.99 x 21.81	31.69 x 12.99 x 21.81	35.04 x 13.46 x 26.50	37.24 x 16.14 x 31.89	37.24 x 16.14 x 31.89
Net Weight		lbs	—	72.75	72.75	99.87	130.29	156.97

High Static Slim Duct

SINGLE & MULTI-ZONE INDOOR UNIT



UP TO 20.5 SEER2 | UP TO 13.8 HSPF2 | HEATING UP TO -30°C | neep | COLD CLIMATE V6.1 ENERGY STAR | A2L R-454B

			SINGLE & MULTI-ZONE			
MODEL	**Indoor Unit**		**MDHHU-H09B-2A**	**MDHHU-H12B-2A**	**MDHHU-H18B-2A**	**MDHHU-H24B-2A**
	Outdoor Unit		**MO1HS-H09B-2A**	**MO1HS-H12B-2A**	**MO1HS-H18B-2A**	**MO1HS-H24B-2A**
	AHRI Ref. #		**215471422**	**215471423**	**215471424**	**215471425**
CERTIFICATION						
ENERGY STAR®			●	●	●	●
ENERGY STAR® – Cold Climate V6.1			●	●	●	●
EFFICIENCY						
Capacity	Cooling	BTU/hr.	9,000 (3,000 - 13,100)	12,000 (3,000 - 13,300)	17,500 (4,000 - 20,600)	24,000 (5,000 - 28,000)
	Heating	BTU/hr.	9,900 (3,900 - 16,500)	12,000 (3,900 - 16,500)	19,500 (5,400 - 23,000)	26,000 (7,300 - 31,400)
SEER2		BTU/W	20.5	20.0	18.4	19.0
EER2		BTU/W	14.0	12.0	12.0	12.0
HSPF2 IV		BTU/W	13.8	10.6	11.1	11.7
HSPF2 V		BTU/W	10.8	8.5	9.0	9.3
Outdoor Operating Conditions	Cooling	°C °F	-30 - 50 -22 - 122	-30 - 50 -22 - 122	-30 - 50 -22 - 122	-30 - 50 -22 - 122
	Heating	°C °F	-30 - 24 -22 - 75	-30 - 24 -22 - 75	-30 - 24 -22 - 75	-30 - 24 -22 - 75
Heating at -15°C (5°F)	Rated capacity	BTU/W	11,900	12,000	18,000	24,000
	COP	W/W	1.85	1.95	2.10	2.18
INDOOR UNIT						
ELECTRICAL DATA						
Power Supply		V, Ph, Hz	208 / 230, 1, 60	208 / 230, 1, 60	208 / 230, 1, 60	208 / 230, 1, 60
Min. Circuit Ampacity		A	3.00	3.00	3.00	3.00
Max. Fuse		A	15	15	15	15
FEATURES						
Indoor Airflow	Turbo / Hi / Mi / Lo / Si	CFM	344.3 / 288.4 / 230.7 / 200.7 / 121.8	419.1 / 350.2 / 256.0 / 216.0 / 135.4	706.3 / 618.0 / 529.7 / 441.4 / *n/a*	853.5 / 706.3 / 618.0 / 500.3 / *n/a*
Indoor Noise Level	Hi / Mi / Lo / Si	dB(A)	29.5 / 28.5 / 27.5 / 26.0	32.5 / 30.5 / 28.5 / 26	36 / 34.0 / 32.0 / 28.0	40.0 / 37.0 / 35 / 29.5
Indoor Static Press. Range		in.w.g	0-0.8	0-0.8	0-0.8	0-0.8
DIMENSIONS AND WEIGHT						
Net Dimensions	W x D x H	in	27.56 x 29.53 x 9.65	27.56 x 29.53 x 9.65	39.37 x 29.53 x 9.65	39.37 x 29.53 x 9.65
Net Weight		lbs	64.15	64.15	79.81	80.47
OUTDOOR UNIT						
ELECTRICAL DATA						
Outdoor Min. Circuit Ampacity		A	15.00	15.00	19.00	24.90
Outdoor Max. Fuse		A	15	15	20	25
FEATURES						
Outdoor Airflow		CFM	1,471.5	1,471.5	1,765.8	2,236.7
Outdoor Noise Level	Hi	dB(A)	54.0	54.0	57.5	61.0
Refrigerant			R-454b	R-454b	R-454b	R-454b
Refrigerant charge		oz	35.27	35.27	55.38	63.49
Outdoor Additional Refrigerant per ft		oz/ft	0.16	0.16	0.16	0.32
Preloaded		ft	24.6	24.6	24.6	24.6
Refrigerant Piping	Liquid & Gas	in	1/4 & 3/8	1/4 & 3/8	1/4 & 1/2	3/8 & 5/8
	Max. Piping Length	ft	82.00	82.00	98.40	164.00
	Max. Height Diff.	ft	49.20	49.20	65.60	82.00
Connection Wiring			AWG 14-4	AWG 14-4	AWG 14-4	AWG 14-4
DIMENSIONS AND WEIGHT						
Net Dimensions	W x D x H	in	31.69 x 12.99 x 21.81	31.69 x 12.99 x 21.81	35.04 x 13.46 x 26.50	37.24 x 16.14 x 31.89
Net Weight		lbs	72.75	72.75	99.87	130.29

Low Static Slim Duct

SINGLE & MULTI-ZONE INDOOR UNIT

UP TO 21.4 SEER2 | UP TO 12.5 HSPF2 | HEATING UP TO -30°C | COLD CLIMATE V6.1 | ENERGY STAR | A2L R-454B

	SINGLE ZONE (LIGHT COMMERCIAL)			SINGLE & MULTI-ZONE		
	MDHHS-H36B-2A	MDHHS-H48B-2A	MDHHS-H60B-2A	MDLHU-H09B-2A	MDLHU-H12B-2A	MDLHU-H18B-2A
	MO1HU-H36B-2A	MO1HU-H48B-2A	MO1HU-H60B-2A	MO1HS-H09B-2A	MO1HS-H12B-2A	MO1HS-H18B-2A
	215471426	215471427	215471428	215471412	215471413	215471414
	●	●	●	●	●	●
	●	●	●	●	●	●
	36,000 (9,800 ~ 37,000)	48,000 (11,000 ~ 56,500)	55,000 (14,200 ~ 60,000)	9,000 (3,400 ~ 13,500)	12,000 (3,400 ~ 13,500)	17,000 (6,500 ~ 18,800)
	42,000 (11,000 ~ 45,500)	52,000 (11,200 ~ 60,000)	60,000 (11,200 ~ 66,000)	10,000 (3,800 ~ 16,200)	12,500 (3,800 ~ 16,200)	19,000 (8,900 ~ 22,000)
	17.7	16.7	15.8	21.4	20.0	18.0
	12.0	10.4	10.2	13.4	12.0	12.0
	11.1	10.8	10.4	12.5	10.0	10.5
	9.2	8.8	8.7	9.7	8.0	9.0
	-30 ~ 50 -22 ~ 122	-30 ~ 50 -22 ~ 122	-30 ~ 50 -22 ~ 122	-30 ~ 50 -22 ~ 122	-30 ~ 50 -22 ~ 122	-30 ~ 50 -22 ~ 122
	-30 ~ 24 -22 ~ 75	-30 ~ 24 -22 ~ 75	-30 ~ 24 -22 ~ 75	-30 ~ 24 -22 ~ 75	-30 ~ 24 -22 ~ 75	-30 ~ 24 -22 ~ 75
	37,600	47,500	53,500	11,200	11,800	18,000
	2.10	2.00	2.10	1.89	1.90	2.00
	208 / 230, 1, 60	208 / 230, 1, 60	208 / 230, 1, 60	208 / 230, 1, 60	208 / 230, 1, 60	208 / 230, 1, 60
	4.00	5.00	5.00	3.00	3.00	3.00
	15	15	15	15	15	15
	1,236.1 / 1,059.5 / 941.8 / 765.2 / *n/a*	1,648.1 / 1,471.5 / 1,294.9 / 1,059.5 / *n/a*	2,001.2 / 1,706.9 / 1,412.6 / 1,118.3 / *n/a*	323.7 / 264.9 / 206.0 / 147.2 / 117.7	400.2 / 323.7 / 264.9 / 176.6 / 117.7	600.4 / 559.2 / 500.3 / 441.4 / *n/a*
	45 / 40 / 34 / 31	51 / 46 / 42 / 40	52 / 48 / 42 / 41	32.5 / 31 / 29.5 / 23	36 / 34.5 / 32.5 / 25.5	40 / 39 / 38 / 32
	0-0.8	0-0.8	0-0.8	0-0.4	0-0.4	0-0.4
	47.24 x 29.53 x 11.81	47.24 x 29.53 x 11.81	55.12 x 31.50 x 14.96	27.56 x 19.92 x 7.87	27.56 x 19.92 x 7.87	34.65 x 26.54 x 8.27
	106.26	111.33	161.38	39.46	39.46	54.45
	38.00	44.00	44.00	15.00	15.00	19.00
	40	45	45	15	15	20
	3,001.9	4,237.9	4,237.9	1,471.5	1,471.5	1,765.8
	65.0	65.0	63.0	56.0	56.0	59.0
	R-454b	R-454b	R-454b	R-454b	R-454b	R-454b
	126.99	126.99	151.68	35.27	35.27	55.38
	0.32	0.32	0.32	0.16	0.16	0.16
	24.6	24.6	24.6	24.6	24.6	24.6
	3/8 & 3/4	3/8 & 3/4	3/8 & 3/4	1/4 & 3/8	1/4 & 3/8	1/4 & 1/2
	246.00	246.00	246.00	82.00	82.00	98.40
	98.40	98.40	98.40	32.80	32.80	65.60
	2/18 Shielded	2/18 Shielded	2/18 Shielded	AWG 14-4	AWG 14-4	AWG 14-4
	38.58 x 16.34 x 38.39	37.48 x 16.34 x 52.48	37.48 x 16.34 x 52.48	31.69 x 12.99 x 21.81	31.69 x 12.99 x 21.81	35.04 x 13.46 x 26.50
	206.57	208.78	230.38	72.75	72.75	99.87

4-Way Cassette

SINGLE & MULTI-ZONE INDOOR UNIT

UP TO 22.6 SEER2 | UP TO 12.3 HSPF2 | HEATING UP TO -30°C | neep | COLD CLIMATE V6.1 ENERGY STAR | A2L R-454B

			SINGLE & MULTI-ZONE			
MODEL	**Indoor Unit**		**MCDHU-H09B-2A**	**MCDHU-H12B-2A**	**MCDHU-H18B-2A**	**MCDHU-H24B-2A**
	Outdoor Unit		**MO1HS-H09B-2A**	**MO1HS-H12B-2A**	**MO1HS-H18B-2A**	**MO1HS-H24B-2A**
	AHRI Ref. #		**215471395**	**215471396**	**215471397**	**215471398**
CERTIFICATION						
ENERGY STAR®			●	●	●	●
ENERGY STAR® – Cold Climate V6.1			●	●	●	●
EFFICIENCY						
Capacity	Cooling	BTU/hr.	9,000 (3,700 ~ 13,600)	12,000 (3,800 ~ 15,100)	16,000 (7,000 ~ 18,500)	23,400 (12,800 ~ 26,200)
	Heating	BTU/hr.	10,000 (5,100 ~ 15,700)	12,000 (5,300 ~ 16,200)	19,000 (8,700 ~ 20,000)	25,000 (11,500 ~ 30,700)
SEER2		BTU/W	22.6	22.2	20.0	20.7
EER2		BTU/W	14.0	12.5	12.5	12.0
HSPF2 IV		BTU/W	12.1	11.6	12.3	11.6
HSPF2 V		BTU/W	9.3	8.9	9.5	9.2
Outdoor Operating Conditions	Cooling	°C	-30 ~ 50	-30 ~ 50	-30 ~ 50	-30 ~ 50
		°F	-22 ~ 122	-22 ~ 122	-22 ~ 122	-22 ~ 122
	Heating	°C	-30 ~ 24	-30 ~ 24	-30 ~ 24	-30 ~ 24
		°F	-22 ~ 75	-22 ~ 75	-22 ~ 75	-22 ~ 75
Heating at -15°C (5°F)	Rated capacity	BTU/W	11,000	11,500	17,000	23,800
	COP	W/W	1.84	2.00	1.90	2.23
INDOOR UNIT						
ELECTRICAL DATA						
Power Supply		V, Ph, Hz	208 / 230, 1, 60	208 / 230, 1, 60	208 / 230, 1, 60	208 / 230, 1, 60
Min. Circuit Ampacity		A	3.00	3.00	3.00	3.00
Max. Fuse		A	15	15	15	15
FEATURES						
Indoor Airflow	Turbo / Hi / Mi / Lo / Si	CFM	353.2 / 312.0 / 264.9 / 182.5 / 147.2	417.9 / 364.9 / 306.1 / 194.2 / 147.2	447.3 / 388.5 / 317.8 / 194.2 / 147.2	765.2 / 706.3 / 635.7 / 547.4 / *n/a*
Indoor Noise Level	Turbo / Hi / Mi / Lo / Si	dB(A)	42.5 / 40.0 / 37.5 / 26.0 / 24.0	46 / 43.5 / 40.5 / 27.5 / 26.00	48 / 44.5 / 41.0 / 27.5 / 23.5	48.5 / 45.0 / 42.5 / 33.5 / *n/a*
DIMENSIONS AND WEIGHT						
Net Dimensions	W x D x H	in	22.44 x 22.44 x 9.65	22.44 x 22.44 x 9.65	22.44 x 22.44 x 9.65	32.68 x 32.68 x 8.07
Net Weight		lbs	35.27	35.27	35.27	47.18
OUTDOOR UNIT						
ELECTRICAL DATA						
Outdoor Min. Circuit Ampacity		A	15.00	15.00	19.00	24.90
Outdoor Max. Fuse		A	15	15	20	25
FEATURES						
Outdoor Airflow		CFM	1,471.5	1,471.5	1,765.8	2,236.7
Outdoor Noise Level	Hi	dB(A)	55.0	57.0	57.5	61.5
Refrigerant			R-454b	R-454b	R-454b	R-454b
Refrigerant charge		oz	35.27	35.27	55.38	63.49
Outdoor Additional Refrigerant per ft		oz/ft	0.16	0.16	0.16	0.32
Preloaded		ft	24.6	24.6	24.6	24.6
Refrigerant Piping	Liquid & Gas	in	1/4 & 3/8	1/4 & 3/8	1/4 & 1/2	3/8 & 5/8
	Max. Piping Length	ft	82.00	82.00	98.40	164.00
	Max. Height Diff.	ft	49.20	49.20	65.60	82.00
Connection Wiring			AWG 14-4	AWG 14-4	AWG 14-4	AWG 14-4
DIMENSIONS AND WEIGHT						
Net Dimensions	W x D x H	in	31.69 x 12.99 x 21.81	31.69 x 12.99 x 21.81	35.04 x 13.46 x 26.50	37.24 x 16.14 x 31.89
Net Weight		lbs	72.75	72.75	99.87	130.29

One-Way Cassette

SINGLE & MULTI-ZONE INDOOR UNIT

UP TO 24.0 SEER2 | UP TO 12.2 HSPF2 | HEATING UP TO -30°C | COLD CLIMATE V6.1 | ENERGY STAR | A2L R-454B

	SINGLE ZONE (LIGHT COMMERCIAL)		SINGLE & MULTI-ZONE		
	MCDHS-H36B-2A	MCDHS-H48B-2A	MCAHU-H09B-2A	MCAHU-H12B-2A	MCAHU-H18B-2A
	MO1HU-H36B-2A	MO1HU-H48B-2A	MO1HS-H09B-2A	MO1HS-H12B-2A	MO1HS-H18B-2A
	215471399	215471400	215471405	215471406	215471407
	●	●	●	●	●
	●	●	●	●	●
	36,600 (4,900 ~ 38,000)	48,000 (4,900 ~ 52,700)	9,000 (4,000 ~ 12,900)	12,000 (4,000 ~ 13,900)	16,700 (5,700 ~ 19,000)
	37,000 (11,400 ~ 44,600)	53,000 (19,000 ~ 57,400)	10,900 (3,800 ~ 13,900)	12,500 (4,600 ~ 15,200)	20,000 (8,900 ~ 22,000)
	21.2	18.0	24.0	23.0	20.6
	12.0	10.0	14.6	13.0	12.5
	10.6	11.0	12.1	10.0	12.2
	8.8	8.8	9.5	8.0	9.2
	-30 ~ 50 -22 ~ 122	-30 ~ 50 -22 ~ 122	-30 ~ 50 -22 ~ 122	-30 ~ 50 -22 ~ 122	-30 ~ 50 -22 ~ 122
	-30 ~ 24 -22 ~ 75	-30 ~ 24 -22 ~ 75	-30 ~ 24 -22 ~ 75	-30 ~ 24 -22 ~ 75	-30 ~ 24 -22 ~ 75
	37,000	47,500	10,600	11,500	17,500
	1.95	1.96	1.83	2.00	1.89
	208 / 230, 1, 60	208 / 230, 1, 60	208 / 230, 1, 60	208 / 230, 1, 60	208 / 230, 1, 60
	3.00	3.00	3.00	3.00	3.00
	15	15	15	15	15
	1,041.8 / 947.6 / 853.5 / 753.4 / 659.2	1,236.1 / 1,124.2 / 1,018.3 / 800.5 / 688.7	341.4 / 294.3 / 259.0 / 235.4 / *n/a*	353.2 / 312.0 / 282.5 / 247.2 / 176.6	400.2 / 352.0 / 300.2 / 207.2 / *n/a*
	n/a / 52.0 / 47.5 / 40.0 / 38.00	*n/a* / 52.0 / 49.5 / 41.5 / 38.00	*n/a* / 38 / 36 / 33 / 24	*n/a* / 41 / 37 / 33 / 24	*n/a* / 44 / 41.5 / 31 / 26
	32.68 x 32.68 x 9.65	32.68 x 32.68 x 11.30	50.31 x 13.19 x 8.98	50.31 x 13.19 x 8.98	50.31 x 13.19 x 8.98
	59.30	64.59	45.19	45.19	45.19
	38.00	44.00	15.00	15.00	19.00
	40	45	15	15	20
	3,001.9	4,237.9	1,471.5	1,471.5	1,765.8
	64.5	62.5	54.5	56.0	59.0
	R-454b	R-454b	R-454b	R-454b	R-454b
	126.99	126.99	35.27	35.27	55.38
	0.32	0.32	0.16	0.16	0.16
	24.6	24.6	24.6	24.6	24.6
	3/8 & 3/4	3/8 & 3/4	1/4 & 3/8	1/4 & 3/8	1/4 & 1/2
	246.00	246.00	82.02	82.02	98.43
	98.40	98.40	49.21	49.21	65.62
	14/3	14/3	AWG 14-4	AWG 14-4	AWG 14-4
	38.58 x 16.34 x 38.39	37.48 x 16.34 x 52.48	31.69 x 12.99 x 21.81	31.69 x 12.99 x 21.81	35.04 x 13.46 x 26.50
	206.57	208.78	72.75	72.75	99.87

Floor Console and Ceiling & Floor Console

SINGLE & MULTI-ZONE INDOOR UNIT

UP TO 27.2 SEER2 | UP TO 12.1 HSPF2 | HEATING UP TO -30°C | COLD CLIMATE V6.1 ENERGY STAR | A2L R-454B

			Floor Console		*Ceiling & Floor Console*	
			SINGLE & MULTI-ZONE			
MODEL 》》	**Indoor Unit 》**		**MFAHU-H09B-2A**	**MFAHU-H12B-2A**	**MFBHU-H18B-2A**	**MFBHU-H24B-2A**
	Outdoor Unit 》		**MO1HS-H09B-2A**	**MO1HS-H12B-2A**	**MO1HS-H18B-2A**	**MO1HS-H24B-2A**
	AHRI Ref. # 》		**215471432**	**215471433**	**215471440**	**215471441**
CERTIFICATION						
ENERGY STAR®			●	●	●	●
ENERGY STAR® – Cold Climate V6.1			●	●	●	●
EFFICIENCY						
Capacity	Cooling	BTU/hr.	9,000 (3,700 ~ 13,700)	12,000 (3,700 ~ 14,000)	17,000 (7,400 ~ 19,200)	22,000 (12,700 ~ 25,600)
	Heating	BTU/hr.	9,000 (4,400 ~ 16,100)	12,000 (4,400 ~ 16,100)	19,000 (8,300 ~ 20,700)	26,000 (11,300 ~ 29,500)
SEER2		BTU/W	27.2	25.0	20.4	20.4
EER2		BTU/W	15.1	12.5	12.5	12.0
HSPF2 IV		BTU/W	10.9	10.5	10.3	12.1
HSPF2 V		BTU/W	8.9	8.3	8.2	9.8
Outdoor Operating Conditions	Cooling	°C °F	-30 ~ 50 -22 ~ 122	-30 ~ 50 -22 ~ 122	-30 ~ 50 -22 ~ 122	-30 ~ 50 -22 ~ 122
	Heating	°C °F	-30 ~ 24 -22 ~ 75	-30 ~ 24 -22 ~ 75	-30 ~ 24 -22 ~ 75	-30 ~ 24 -22 ~ 75
Heating at -15°C (5°F)	Rated capacity	BTU/W	11,300	11,300	17,000	24,200
	COP	W/W	1.84	1.88	1.86	2.16
INDOOR UNIT						
ELECTRICAL DATA						
Power Supply		V, Ph, Hz	208 / 230, 1, 60	208 / 230, 1, 60	208 / 230, 1, 60	208 / 230, 1, 60
Min. Circuit Ampacity		A	3.00	3.00	1.90	2.50
Max. Fuse		A	15	15	15	15
FEATURES						
Indoor Airflow	Turbo / Hi / Mi / Lo / Si	CFM	441.4 / 376.7 / 323.7 / 188.4 / 129.5	441.4 / 376.7 / 323.7 / 188.4 / 129.5	576.8 / 547.4 / 485.6 / 420.8 / *n/a*	735.8 / 706.3 / 606.3 / 453.2 / 376.7
Indoor Noise Level	Hi / Mi / Lo / Si	dB(A)	45 / 41.0 / 37.5 / 25.5 / 22.00	44 / 40.5 / 37.0 / 26.5 / 24.00	45 / 42.5 / 39.5 / 30.5 / 29.0	51.5 / 49.0 / 45.0 / 34.0 / 29.0
DIMENSIONS AND WEIGHT						
Net Dimensions	W x D x H	in	31.26 x 7.87 x 24.45	31.26 x 7.87 x 24.45	42.05 x 26.57 x 9.25	42.05 x 26.57 x 9.25
Net Weight		lbs	32.85	32.85	58.42	61.29
OUTDOOR UNIT						
ELECTRICAL DATA						
Outdoor Min. Circuit Ampacity		A	15.00	15.00	19.00	24.90
Outdoor Max. Fuse		A	15	15	20	25
FEATURES						
Outdoor Airflow		CFM	1,471.5	1,471.5	1,765.8	2,236.7
Outdoor Noise Level	Hi	dB(A)	55.5	55.5	58.0	61.5
Refrigerant			R-454b	R-454b	R-454b	R-454b
Refrigerant charge		oz	35.27	35.27	55.38	63.49
Outdoor Additional Refrigerant per ft		oz/ft	0.16	0.16	0.16	0.32
Preloaded		ft	24.6	24.6	24.6	24.6
Refrigerant Piping	Liquid & Gas	in	1/4 & 3/8	1/4 & 1/2	1/4 & 1/2	3/8 & 5/8
	Max. Piping Length	ft	82.00	82.00	98.40	164.00
	Max. Height Diff.	ft	49.20	49.20	65.60	82.00
Connection Wiring			AWG 14-4	AWG 14-4	AWG 14-4	AWG 14-4
DIMENSIONS AND WEIGHT						
Net Dimensions	W x D x H	in	31.69 x 12.99 x 21.81	31.69 x 12.99 x 21.81	35.04 x 13.46 x 26.50	37.24 x 16.14 x 31.89
Net Weight		lbs	72.75	72.75	99.87	130.29

Ceiling & Floor Console

SINGLE & MULTI-ZONE INDOOR UNIT

UP TO 20.0 SEER2 | UP TO 10.8 HSPF2 | HEATING UP TO -30°C | neep | COLD CLIMATE V6.1 ENERGY STAR | A2L R-454B

			SINGLE ZONE (LIGHT COMMERCIAL)		
MODEL	**Indoor Unit**		**MFBHS-H36B-2A**	**MFBHS-H48B-2A**	**MFBHS-H60B-2A**
	Outdoor Unit		**MO1HU-H36B-2A**	**MO1HU-H48B-2A**	**MO1HU-H60B-2A**
	AHRI Ref. #		**215471442**	**215471443**	**215471444**
CERTIFICATION					
ENERGY STAR®			●	●	●
ENERGY STAR® – Cold Climate V6.1			●	●	●
EFFICIENCY					
Capacity	Cooling	BTU/hr.	36,400 (6,100 ~ 38,300)	48,000 (6,700 ~ 53,500)	54,000 (20,000 ~ 54,500)
	Heating	BTU/hr.	38,000 (11,100 ~ 45,400)	52,000 (18,800 ~ 58,700)	60,000 (21,700 ~ 65,500)
SEER2		BTU/W	20.0	18.5	18.0
EER2		BTU/W	12.0	9.4	9.0
HSPF2 IV		BTU/W	10.8	10.1	10.7
HSPF2 V		BTU/W	8.9	8.0	8.5
Outdoor Operating Conditions	Cooling	°C °F	-30 ~ 50 -22 ~ 122	-30 ~ 50 -22 ~ 122	-30 ~ 50 -22 ~ 122
	Heating	°C °F	-30 ~ 24 -22 ~ 75	-30 ~ 24 -22 ~ 75	-30 ~ 24 -22 ~ 75
Heating at -15°C (5°F)	Rated capacity	BTU/W	39,500	47,000	54,000
	COP	W/W	2.02	1.83	1.91
INDOOR UNIT					
ELECTRICAL DATA					
Power Supply		V, Ph, Hz	208 / 230, 1, 60	208 / 230, 1, 60	208 / 230, 1, 60
Min. Circuit Ampacity		A	3.00	3.00	3.00
Max. Fuse		A	15	15	15
FEATURES					
Indoor Airflow	Turbo / Hi / Mi / Lo / Si	CFM	1,224.3 / 1,088.9 / 988.8 / 765.2 / 653.3	1,353.8 / 1,236.1 / 1,083.0 / 800.5 / 665.1	1,365.6 / 1,236.1 / 1,118.3 / 882.9 / 777.0
Indoor Noise Level	Hi / Mi / Lo / Si	dB(A)	*n/a* / 51.0 / 45.5 / 39.0 / 35.0	54 / 53.0 / 48.5 / 39 / 35	*n/a* / 54.5 / 49.0 / 42.0 / 39.0
DIMENSIONS AND WEIGHT					
Net Dimensions	W x D x H	in	64.96 x 26.57 x 9.25	64.96 x 26.57 x 9.25	64.96 x 26.57 x 9.25
Net Weight		lbs	88.85	89.07	95.24
OUTDOOR UNIT					
ELECTRICAL DATA					
Outdoor Min. Circuit Ampacity		A	38.00	44.00	44.00
Outdoor Max. Fuse		A	40	45	45
FEATURES					
Outdoor Airflow		CFM	3,001.9	4,237.9	4,237.9
Outdoor Noise Level	Hi	dB(A)	65.0	64.5	64.5
Refrigerant			R-454b	R-454b	R-454b
Refrigerant charge		oz	126.99	126.99	151.68
Outdoor Additional Refrigerant per ft		oz/ft	0.32	0.32	0.32
Preloaded		ft	24.6	24.6	24.6
Refrigerant Piping	Liquid & Gas	in	3/8 & 3/4	3/8 & 3/4	3/8 & 3/4
	Max. Piping Length	ft	246.00	246.00	246.00
	Max. Height Diff.	ft	98.40	98.40	98.40
Connection Wiring			14/3	14/3	14/3
DIMENSIONS AND WEIGHT					
Net Dimensions	W x D x H	in	38.58 x 16.34 x 38.39	37.48 x 16.34 x 52.48	37.48 x 16.34 x 52.48
Net Weight		lbs	206.57	208.78	230.38

Extreme Heat **MULTI-INDOOR UNITS COMBINATION RULE**

Multi DC Outdoor Unit		Available Indoor	Standard Combination	Optional Combination (Only Run)					
				1 Unit	2 Units	3 Units	4 Units	5 Units	6 Units
Hyper 1 Drive 3	MO3HX-H18B-2A	Wall mounted (MIDEA28): 6K/9K/12K/18K/24K Cassette/Duct/Console: 6K/9K/12K/18K/24K	MIDEA28/Duct: 6+6+6	18	6+6	6+6+6			
				24	6+9	6+6+9			
					6+12	6+6+12			
					6+18	6+6+18			
					6+24	6+6+24			
					9+9	6+9+9			
					9+12	6+9+12			
					9+18	6+9+18			
					9+24	6+12+12			
					12+12	6+12+18			
					12+18	9+9+9			
					12+24	9+9+12			
					18+18	9+9+18			
						9+12+12			
						12+12+12			
Hyper 1 Drive 4	MO4HX-H27B-2A	Wall mounted (MIDEA28): 6K/9K/12K/18K/24K/30 Cassette/Duct/Console: 6K/9K/12K/18K/24K	MIDEA28/Duct: 6+6+6+9	24	6+18	6+6+6	6+6+6+6		
				30	6+24	6+6+9	6+6+6+9		
					9+9	6+6+12	6+6+6+12		
					9+12	6+6+18	6+6+6+18		
					9+18	6+6+24	6+6+6+24		
					9+24	6+9+9	6+6+9+9		
					12+12	6+9+12	6+6+9+12		
					12+18	6+9+18	6+6+9+18		
					12+24	6+9+24	6+6+9+24		
					18+18	6+12+12	6+6+12+12		
						6+12+18	6+6+12+18		
						6+12+24	6+6+12+24		
						6+18+18	6+6+18+18		
						6+18+24	6+9+9+9		
						9+9+9	6+9+9+12		
						9+9+12	6+9+9+18		
						9+9+18	6+9+9+24		
						9+9+24	6+9+12+12		
						9+12+12	6+9+12+18		
						9+12+18	6+12+12+12		
						9+12+24	6+12+12+18		
						9+18+18	9+9+9+9		
						12+12+12	9+9+9+12		
						12+12+18	9+9+9+18		
						12+12+24	9+9+12+12		
						12+18+18	9+9+12+18		
							9+12+12+12		
							12+12+12+12		
Hyper 1 Drive 5	MO5HX-H36B-2A	Wall mounted (MIDEA28): 6K/9K/12K/18K/24K/30K/36K Cassette/Duct/Console: 6K/9K/12K/18K/24K	MIDEA28/Duct: 6+6+6+9+9	30	6+24	6+6+12	6+6+6+6	6+6+6+6+6	
				36	6+30	6+6+18	6+6+6+9	6+6+6+6+9	
					6+36	6+6+24	6+6+6+12	6+6+6+6+12	
					9+18	6+6+30	6+6+6+18	6+6+6+6+18	
					9+24	6+6+36	6+6+6+24	6+6+6+9+9	
					9+30	6+9+9	6+6+9+9	6+6+6+9+12	
					9+36	6+9+12	6+6+9+12	6+6+6+9+18	
					12+12	6+9+18	6+6+9+18	6+6+6+12+12	
					12+18	6+9+24	6+6+9+24	6+6+6+12+18	
					12+24	6+9+30	6+6+12+12	6+6+9+9+9	
					12+30	6+12+12	6+6+12+18	6+6+9+9+12	
					12+36	6+12+18	6+6+12+24	6+6+9+9+18	
					18+18	6+12+24	6+6+18+18	6+6+9+12+12	
					18+24	6+12+30	6+6+18+24	6+6+12+12+12	
					18+30	6+18+18	6+9+9+9	6+9+9+9+9	
					24+24	6+18+24	6+9+9+12	6+9+9+9+12	
						9+9+9	6+9+9+18	6+9+9+12+12	
						9+9+12	6+9+9+24	9+9+9+9+9	
						9+9+18	6+9+12+12	9+9+9+9+12	
						9+9+24	6+9+12+18		

Extreme Heat **MULTI-INDOOR UNITS COMBINATION RULE**

Multi DC Outdoor Unit		Available Indoor	Standard Combination	Optional Combination (Only Run)					
				1 Unit	2 Units	3 Units	4 Units	5 Units	6 Units
Hyper 1 Drive 5	MO5HX-H36B-2A	Wall mounted (MIDEA28): 6K/9K/12K/18K/24K/30K/36K Cassette/Duct/Console: 6K/9K/12K/18K/24K	MIDEA28/Duct: 6+6+6+9+9			9+9+30	6+9+12+24		
						9+12+12	6+9+18+18		
						9+12+18	6+9+18+24		
						9+12+24	6+12+12+12		
						9+18+18	6+12+12+18		
						9+18+24	6+12+12+24		
						12+12+12	6+12+18+18		
						12+12+18	6+12+18+24		
						12+12+24	6+18+18+18		
						12+18+18	9+9+9+9		
						12+18+24	9+9+9+12		
						18+18+18	9+9+9+18		
							9+9+9+24		
							9+9+12+12		
							9+9+12+18		
							9+9+12+24		
							9+9+18+18		
							9+9+18+24		
							9+12+12+12		
							9+12+12+18		
							9+12+12+24		
							9+12+18+18		
							9+18+18+18		
							12+12+12+12		
							12+12+12+18		
							12+12+12+24		
							12+12+18+18		
Hyper 1 Drive 6	MO6HX-H48B-2A	Wall mounted (MIDEA28): 6K/9K/12K/18K/24K/30K/36K Cassette/Duct/Console: 6K/9K/12K/18K/24K	48K: 9+9+9+9+9 48K MIDEA28/Duct: 9+9+9+9+12	30	6+24	6+6+18	6+6+6+6	6+6+6+6+6	6+6+6+6+6+6
				36	6+30	6+6+24	6+6+6+9	6+6+6+6+9	6+6+6+6+6+9
					6+36	6+6+30	6+6+6+12	6+6+6+6+12	6+6+6+6+6+12
					9+18	6+6+36	6+6+6+18	6+6+6+6+18	6+6+6+6+6+18
					9+24	6+9+9	6+6+6+24	6+6+6+6+24	6+6+6+6+6+24
					9+30	6+9+12	6+6+9+9	6+6+6+9+9	6+6+6+6+9+9
					9+36	6+9+18	6+6+9+12	6+6+6+9+12	6+6+6+6+9+12
					12+12	6+9+24	6+6+9+18	6+6+6+9+18	6+6+6+6+9+18
					12+18	6+9+30	6+6+9+24	6+6+6+9+24	6+6+6+6+9+24
					12+24	6+9+36	6+6+12+12	6+6+6+12+12	6+6+6+6+12+12
					12+30	6+12+12	6+6+12+18	6+6+6+12+18	6+6+6+6+12+18
					12+36	6+12+18	6+6+12+24	6+6+6+12+24	6+6+6+6+12+24
					18+18	6+12+24	6+6+18+18	6+6+6+18+18	6+6+6+9+9+9
					18+24	6+12+30	6+6+18+24	6+6+6+18+24	6+6+6+9+9+12
					18+30	6+12+36	6+9+9+9	6+6+9+9+9	6+6+6+9+9+18
					18+36	6+18+18	6+9+9+12	6+6+9+9+12	6+6+6+9+9+24
					24+24	6+18+24	6+9+9+18	6+6+9+9+18	6+6+6+9+12+12
					24+30	6+18+30	6+9+9+24	6+6+9+9+24	6+6+6+9+12+18
					24+36	6+18+36	6+9+12+12	6+6+9+12+12	6+6+6+9+12+24
						9+9+9	6+9+12+18	6+6+9+12+18	6+6+6+12+12+12
						9+9+12	6+9+12+24	6+6+9+12+24	6+6+6+12+12+18
						9+9+18	6+9+18+18	6+6+9+18+18	6+6+6+12+12+24
						9+9+24	6+9+18+24	6+6+9+18+24	6+6+9+9+9+9
						9+9+30	6+12+12+12	6+6+12+12+12	6+6+9+9+9+12
						9+9+36	6+12+12+18	6+6+12+12+18	6+6+9+9+9+18
						9+12+12	6+12+12+24	6+6+12+12+24	6+6+9+9+9+24
						9+12+18	6+12+18+18	6+6+12+18+18	6+6+9+9+12+12
						9+12+24	6+12+18+24	6+6+12+18+24	6+6+9+9+12+18
						9+12+30	6+18+18+18	6+6+18+18+18	6+6+9+9+12+24
						9+12+36	6+18+18+24	6+6+18+18+24	6+6+9+12+12+12
						9+18+18	9+9+9+9	6+9+9+9+9	6+6+9+12+12+18
						9+18+24	9+9+9+12	6+9+9+9+12	6+6+9+12+12+24
						9+18+30	9+9+9+18	6+9+9+9+18	6+6+12+12+12+12
						9+18+36	9+9+9+24	6+9+9+9+24	6+6+12+12+12+18
						12+12+12	9+9+12+12	6+9+9+12+12	6+6+12+12+12+24
						12+12+18	9+9+12+18	6+9+9+12+18	6+9+9+9+9+9

Extreme Heat **MULTI-INDOOR UNITS COMBINATION RULE**

Multi DC Outdoor Unit		Available Indoor	Standard Combination	Optional Combination (Only Run)					
				1 Unit	2 Units	3 Units	4 Units	5 Units	6 Units
Hyper 1 Drive 6	MO6HX-H48B-2A	Wall mounted (MIDEA28): 6K/9K/12K/18K/24K/30K/36K Cassette/Duct/Console: 6K/9K/12K/18K/24K	48K: 9+9+9+9+9 48K MIDEA28/Duct: 9+9+9+9+12			12+12+24	9+9+12+24	6+9+9+12+24	6+9+9+9+9+12
						12+12+30	9+9+18+18	6+9+9+18+18	6+9+9+9+9+18
						12+12+36	9+9+18+24	6+9+9+18+24	6+9+9+9+9+24
						12+18+18	9+12+12+12	6+9+12+12+12	6+9+9+9+12+12
						12+18+24	9+12+12+18	6+9+12+12+18	6+9+9+9+12+18
						12+18+30	9+12+12+24	6+9+12+12+24	6+9+9+9+12+24
						12+18+36	9+12+18+18	6+9+12+18+18	6+9+9+12+12+12
						18+18+18	9+12+18+24	6+9+12+18+24	6+9+9+12+12+18
							9+18+18+18	6+9+18+18+18	6+9+9+12+12+24
							12+12+12+12	6+12+12+12+12	6+9+12+12+12+12
							12+12+12+18	6+12+12+12+18	6+9+12+12+12+18
							12+12+12+24	6+12+12+12+24	6+12+12+12+12+12
							12+12+18+18	6+12+12+18+18	6+12+12+12+12+18
							12+12+18+24	6+12+18+18+18	9+9+9+9+9+9
							12+18+18+18	9+9+9+9+9	9+9+9+9+9+12
								9+9+9+9+12	9+9+9+9+9+18
								9+9+9+9+18	9+9+9+9+9+24
								9+9+9+9+24	9+9+9+9+12+12
								9+9+9+12+12	9+9+9+9+12+18
								9+9+9+12+18	9+9+9+9+12+24
								9+9+9+12+24	9+9+9+12+12+12
								9+9+9+18+18	9+9+9+12+12+18
								9+9+9+18+24	9+9+12+12+12+12
								9+9+12+12+12	9+9+12+12+12+18
								9+9+12+12+18	9+12+12+12+12+12
								9+9+12+12+24	12+12+12+12+12+12
								9+9+12+18+18	
								9+9+12+18+24	
								9+9+18+18+18	
								9+12+12+12+12	
								9+12+12+12+18	
								9+12+12+12+24	
								9+12+12+18+18	
								12+12+12+12+12	
								12+12+12+12+18	
								12+12+12+12+24	
								12+12+12+18+18	

1. If total indoor units load exceeds nominal capacity of outdoor unit, the practical output capacity of every indoor unit will be correspondingly attenuated. This situation is very evidently during heating mode.
2. If the size of the indoor units are the same, the combinations of small indoor units can be applied to same size units. For example, the size of 9K and 12K MIDEA28 are the same, so the 12K unit can be considered as 9K and applied to the combinations of 9K units.
3. For most efficient 12K MIDEA28, it should be considerde as 18K unit in the combination chart because it has the same size with regular 18K MIDEA28.
4. For One-way Cassette series, it should be considered as 18K unit in combination chart because the 6K/9K/12K/18K sizes are the same.

Act to protect consumers from planned obsolescence and to promote the durability, repairability and maintenance of goods*

WARRANTY OF AVAILABILITY OF SPARE PARTS, REPAIR SERVICES AND INFORMATION NECESSARY FOR MAINTENANCE AND REPAIR

Though Midea makes every effort to make replacement parts, repair services and information necessary to maintain or repair our products available to consumers, parts, service and information are not guaranteed, pursuant to section 39 of the Consumer Protection Act, CQLR, c. P-40.1 and sections 79.18 to 79.20 of the Regulation respecting the application of the Consumer Protection Act, CQLR, c P-40.1, r. 3.

WARRANTY OF GOOD WORKING ORDER*

Certain products sold by Midea are covered by the legal warranty of good working order provided under section 38.1 of the Consumer Protection Act, CQLR, c. P-40.1 (the "CPA"). The duration of the legal warranty of good working order is as follows:

Goods	Duration of the statutory warranty
Air Conditioning – Heat Pump	6 years

** For legal warranty details, visit www.mideaheatpumps.ca*

Remote Controller

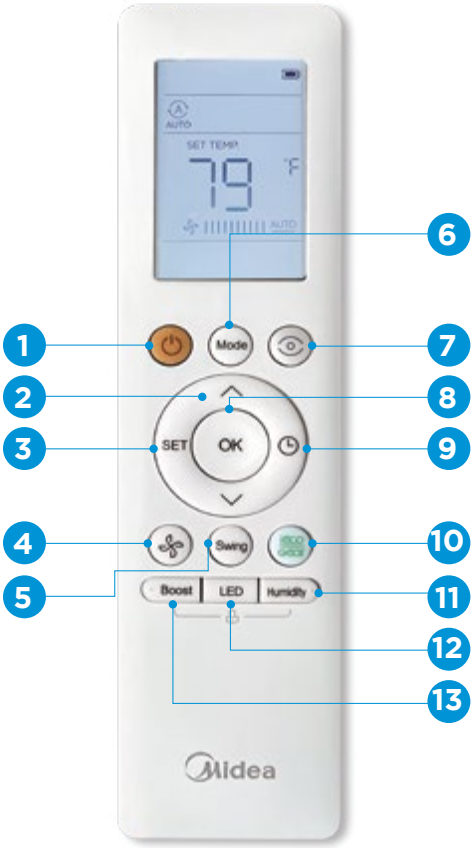

1. **ON/OFF**
   Turns the unit on or off
2. **TEMP**
   Temperature setting
3. **SET**
   Scrolls through operation functions: Fresh/Sleep/Follow Me/AP Mode
4. **FAN SPEED**
   Select fan speeds: AUTO/20%/40%/60%/80%/100%
5. **SWING**
   Starts and stop the horizontal louver movement
6. **MODE**
   Scrolls through operation modes: AUTO/COOL/DRY/HEAT/FAN
7. **ECO INTELLIGENT EYE**
   Used to detect the people activities in the room to save energy *(except model MIDEA22)*
8. **OK**
   Confirm the selected functions
9. **TIMER**
   Set timer to turn unit on or off
10. **ECO/GEAR**
    Scrolls through energy efficient modes: ECO/GEAR (75%)/GEAR (50%)
11. **HUMIDITY**
    Humidity setting
12. **LED**
    Turns LED display and air conditioner buzzer on and off
13. **BOOST**
    Reaches preset temperature in shortest possible time

Wi-Fi Wired Controller

- Part Number: **17317100A41107**
- Model: **KJR-120N(X6W)/BGEF V1.4**
- Wi-Fi
- Connection: HA/HB and 4-wire(X/Y/E - 5V/12V)
- Compatible with: Midea35, Midea28, Midea25 and Midea22 wall-mounted units, one-way cassette, 4-way cassette, ducted unit, floor console and ceiling & floor console, and the Evox G3

1. **FAN SPEED**
   Select fan speeds: AUTO/20%/40%/60%/80%/100%
2. **MODE**
   Scrolls through operation modes: AUTO/COOL/DRY/HEAT/FAN
3. **FUNCTION**
   Scrolls through operation functions: Fresh/Sleep/Follow Me/AP Mode
4. **SWING (BALAYAGE)**
   Starts and stops the horizontal louver movement
5. **ADJUST**
   Allows you to navigate through the available options
6. **TIMER**
   Set timer to turn unit on or off
7. **COPY**
   Allows you to copy settings
8. **ON/OFF**
   Turns the unit on or off
9. **CONFIRME**
   Confirms the selected functions
10. **BACK**
    Back
11. **DAY OFF/DELAY**
    Allows you to specify non-operating days
12. **CHILD LOCK**
    Lock the keypad

One of the best warranty programs in the industry

We guarantee long-lasting units because we use top-quality materials. Since our heat pumps are built to last, we can offer one of the best warranty programs in the industry.

In addition, **Midea** focuses on optimizing both its operations and its product design in order to minimize harmful effects on the environment, thanks to a strong investment in R&D.

RESIDENTIAL WARRANTY

12 YEARS LIMITED WARRANTY –PARTS–

12 YEARS LIMITED WARRANTY –COMPRESSOR–

10 YEARS LIMITED WARRANTY –LABOR–

COMMERCIAL WARRANTY

1 YEAR LIMITED WARRANTY –PARTS–

5 YEARS LIMITED WARRANTY –COMPRESSOR–

Midea

make yourself at home

mideaheatpumps.ca

Exclusive distributor in Quebec

DESCAIR

Mercer Best Employer Canada 2026

Canada's Best Managed Companies Platinum member

YOUR RETAILER

AHRI CERTIFIED www.ahridirectory.org

c SP us

neep

ENERGY STAR COLD CLIMATE V6.1

Brochure_MIDEA28 Serie Single-Multi-Zone_2026__ANG - 2026-10-05